



SHPS-L



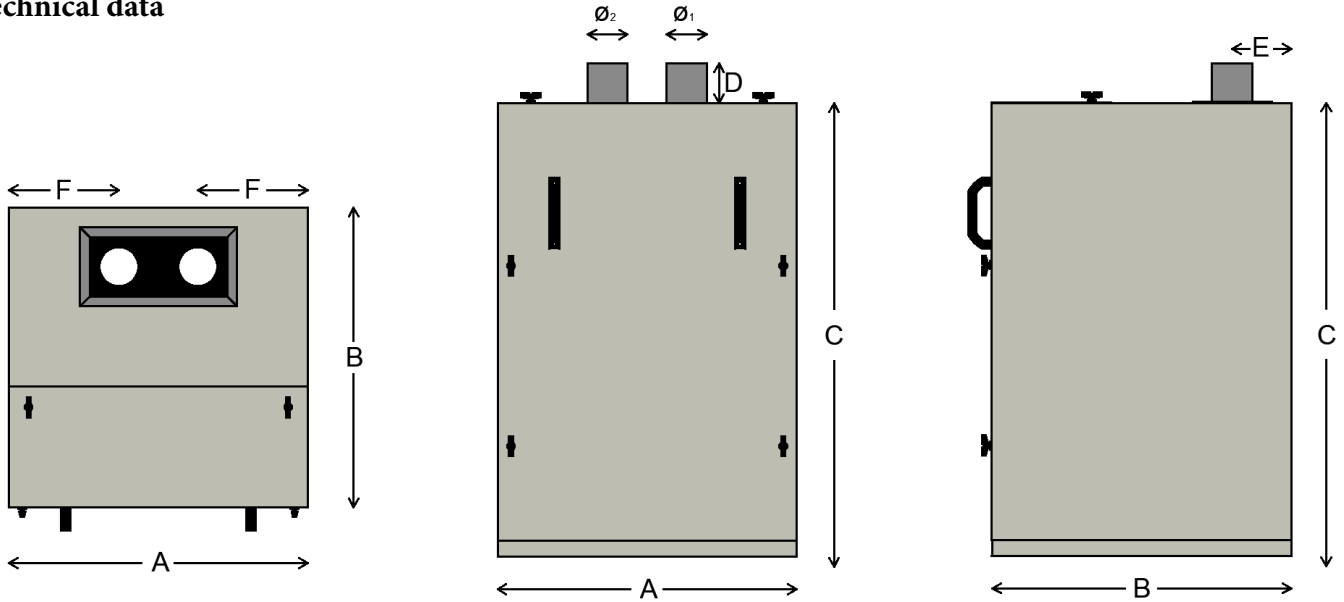
SHPS-L is a quiet and operationally reliable source for point extraction from stationary and mobile machinery and the central vacuum cleaning of medium-heavy dust. SHPS-L has an Air flow of 300-700 m³/h and a vacuum of approximately 20.000-28.000 Pa, depending of model. A direct driven side channel fan is built into a soundproof cabinet of powder coated steel, in color RAL 7044.

The cabinet is equipped with a large service hatch. The fan is mounted on a stand with vibration absorber. A dust collector must be installed before suction unit SHPS-L. Suitable dust collectors are SDCH-L or SDCC-L. The suction unit may not be used for extraction of explosive gases or liquids. It is designed for continuous operation and can be placed indoors or outdoors, if it is placed with protection from the weather.



SHPS-L

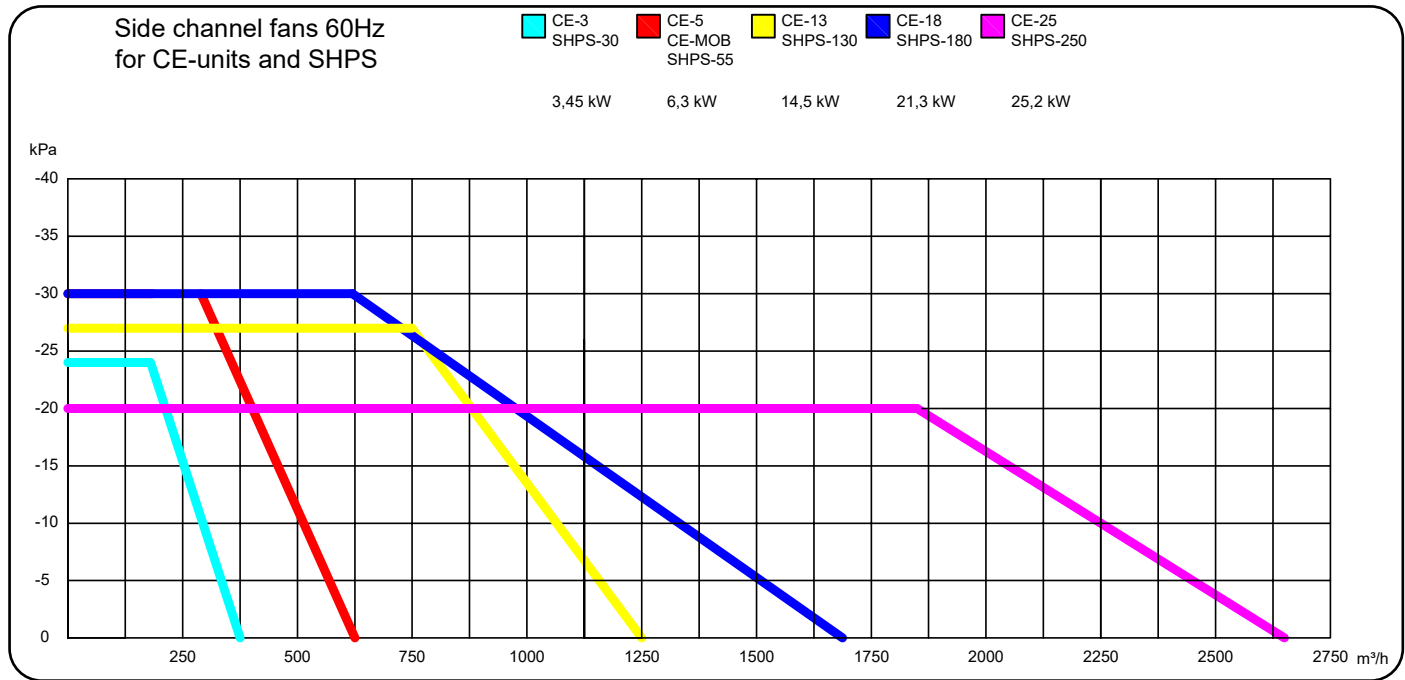
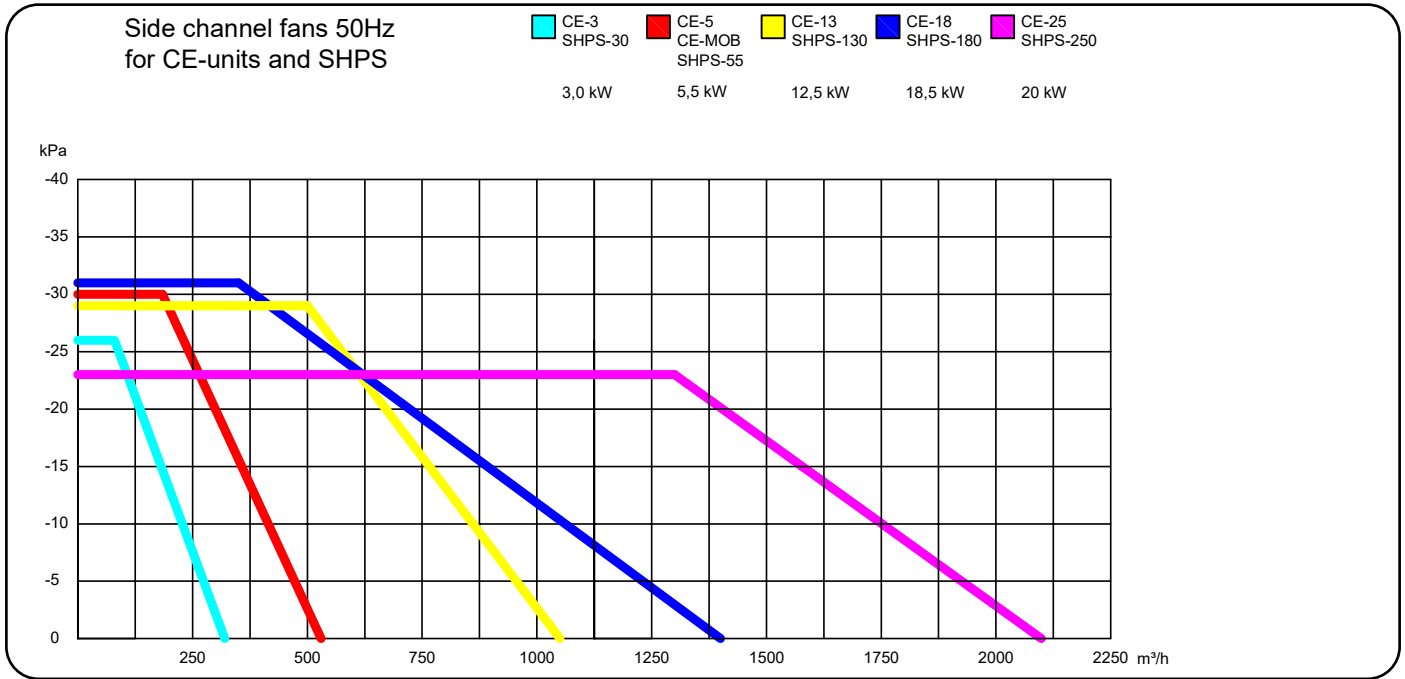
Technical data



	SHPS-30-L	SHPS-55-L	SHPS-130-L	SHPS-180-L	SHPS-250-L
A (mm)	760	760	760	760	907
B (mm)	760	760	760	760	1050
C (mm)	1150	1150	1150	1150	1880
D (mm)	100	100	100	100	100
E (mm)	150	150	150	150	370
F (mm)	280	280	280	280	370
Ø1 inl. (mm)	76	76	102	102	152
Ø2 outl. (mm)	76	76	102	102	160
Motor effect (kW)	3	5,5	12,5	18,5	20
Air flow (m ³ /h)	240	300	650	800	1350
Weight (kg)	150	170	220	240	390



SHPS-L





SHPS-L

Installation and maintenance

ATTENTION!

Isolation switch for the fan should be switched off during all maintenance work on equipment. Use protective gloves, goggles and masks.

Montage

Place the suction unit on a flat, stable surface. The suction unit can be mounted indoors or under protection outdoors. All electrical wiring must be done by a qualified electrician. Wiring must be performed with zero voltage trigger to prevent automatic restart at, for example, power outages. The fan rotation direction is indicated by an arrow. Note that the fan sucks air even rotation is wrong. For cooling the unit, cool air is required. In a well ventilated plant room etc., the existing cold air in the room can be used. For other indoor positioning, the cooling air inlet is connected in some other suitable way. The inlet of the suction unit must be connected to a dust collector, since the fan is not intended for polluted air. The outlet should be fitted with silencers.

Check before starting that:

- all connections are fitted.
- V-belts are correctly tensioned.
- engine protection and safety valve is set correctly.

Regular maintenance

The V-belts should be checked two times per year and tightened or replaced, if necessary. The motor and fan have permanently lubricated bearings and is normally maintenance free.

Troubleshooting Guide for poor suction power:

- The filter unit clogged or dust container overfilled
- Stop or leakage in the piping system
- Too many extraction points open
- Wrong direction of rotation of the fan
- Poorly tensioned belts
- Faulty seals in the inspection doors

Troubleshooting Guide when the motor protection trips:

- Check the motor protection fuses and the size of these.
- Too large quantity of air or too many extraction points open

Declaration of conformity according to EU Directive 2006/42/EC.

Be aware that the unit may not go into service until the machine or the system it is to be included in, complies with the requirements of the EU machinery directive.